

Name \_\_\_\_\_

***First Grade Homework***

*For the week of September 30*

This packet is due Friday, Oct. 4 . The spelling test will be on Friday, Oct. 4.

**Directions:**


1. Read daily for at least 15 minutes and complete the reading log. The weekly fluency can count towards the 15 minutes.
2. Work on the other attached worksheets. Complete at least one math and one language arts page each day.
3. Please have an adult check your work, and have them help you correct any errors.
4. Turn in completed packet on Friday.

My child has completed the homework and we have reviewed it together.

Parent Signature \_\_\_\_\_


**Picture Day is this Friday 10-4-13.**

***First Grade Spelling Words***  
***Theme 1 Week 4***



1. clip
2. flip
3. slip
4. flag
5. black
6. plan
7. win
8. sit
9. come
10. good

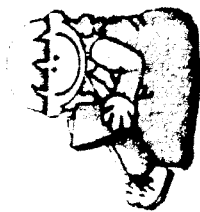
**Challenge words:**  
**glass      place**




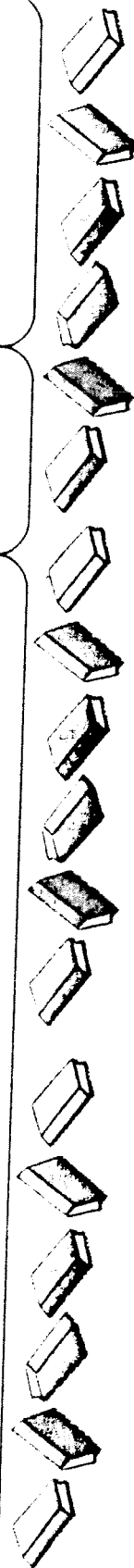
# Reading Log

Once upon  
a time

Please read with your child for 15 minutes each day



Sample	 Book Title <b>My Friend Rabbit</b>	Minutes <b>15</b>	Adult Signature
Monday	Book Title	Minutes	Adult Signature
Tuesday	Book Title	Minutes	Adult Signature
Wednesday	Book Title	Minutes	Adult Signature
Thursday	Book Title	Minutes	Adult Signature



## Spelling Homework

Write your spelling words three times each.

1. \_\_\_\_\_

2. \_\_\_\_\_

3. \_\_\_\_\_

4. \_\_\_\_\_

5. \_\_\_\_\_

6. \_\_\_\_\_

7. \_\_\_\_\_

8. \_\_\_\_\_

9. \_\_\_\_\_

10. \_\_\_\_\_

Name \_\_\_\_\_

**As I read, I will pay attention to the punctuation marks.**

- Pat had a backpack. He wanted to pack many caps in it.
- 12 "I can not put caps in my pack," said Pat.
- 22 "It is a good pack, but it is very full!"
- 32 "What is in it?" asked Will.
- 38 "A toy plane is in it," said Pat.
- 46 "I can put the plane in my pack," said Will.
- 56 "A big globe is in it," said Pat.
- 64 "I can put the globe in my pack," said Sam.
- 74 "Oh, no! A big black fly is in my pack!" said Pat.
- 86 "I will not put a big black fly in my pack!"
- 97 said Will and Sam. 101

Please practice reading this fluency passage daily. The goal is to be able to read it smoothly without errors. If it is difficult, master a sentence a day. If it is has become easy, just read it once through and then read a book of your choice. This can help count toward the 15 minutes of reading each day.

My child has read this passage each day.

Parent signature \_\_\_\_\_



Name \_\_\_\_\_

come

good

pull

down

**Write a word from the box to complete each sentence.**

1. Pam will \_\_\_\_\_ on the string.

2. The toy is \_\_\_\_\_ on the floor.

3. Sam will \_\_\_\_\_ to chase the toy.

4. A cat is \_\_\_\_\_ to have.


**Write another sentence about Pam and Sam using words from the box.**



Name \_\_\_\_\_

A question is a sentence that asks something.

Example: Where is that cat?



**A. Write Q next to each question. Do not write anything if the sentence is not a question.**

1. Is the cat there? \_\_\_\_\_  
\_\_\_\_\_

2. The cat is not here. \_\_\_\_\_  
\_\_\_\_\_

3. Did the cat go up? \_\_\_\_\_  
\_\_\_\_\_

4. Did the cat come down? \_\_\_\_\_  
\_\_\_\_\_

5. I did not see that cat. \_\_\_\_\_  
\_\_\_\_\_

6. Where can it be? \_\_\_\_\_  
\_\_\_\_\_

**B. Write a question on the line.**

\_\_\_\_\_

\_\_\_\_\_


\_\_\_\_\_

**To the Teacher:** Have children complete the page independently.  
Then have children generate sentences with the target skill.


Name \_\_\_\_\_

Add 's to show someone has something.  
Circle the picture it tells about.

1. Brad \_\_\_\_\_ pet is big.




2. Fred \_\_\_\_\_ grandpa has a cat.



3. Grandma \_\_\_\_\_ hat has dots.



4. This is Mr. Trip \_\_\_\_\_ truck.



Add 's to someone's name to finish the sentence.

5. This is \_\_\_\_\_ pet dog.



Name \_\_\_\_\_

Look at each set of words.  
One word in each set is spelled correctly.  
Use a pencil to fill in the circle in front of that  
word. Sample A is done for you.

Sample A:

☐ A. flaap

☐ B. flap

☐ C. falp

1. ☐ A. plan

☐ B. paln

☐ C. plaan

2. ☐ A. cliip

☐ B. cilp

☐ C. clip

3. ☐ A. gass

☐ B. glass

☐ C. glaas

4. ☐ A. flip

☐ B. filp

☐ C. fliip

5. ☐ A. place

☐ B. palce

☐ C. pacle

6. ☐ A. sliip

☐ B. slip

☐ C. slipp

7. ☐ A. balck

☐ B. blak

☐ C. black

8. ☐ A. flaag

☐ B. flagg

☐ C. flag

Name \_\_\_\_\_

**Randy's New Home**

Randy lived on a farm. Then he got a new home in a city. Randy was sad. He would miss the plants and animals.

"The city has plants and animals," said Randy's new pal Billy. "I'll show you." Randy and Billy went for a walk. Randy saw plants in boxes and in parks. Some grew right out of the sidewalk! Randy saw animals, too. He saw bugs, birds, and chipmunks.

Soon Randy was not sad. He liked his new home. His city had lots of plants and animals. He could not wait to see more.

**Write what happens in the beginning, middle, and end of the story.**

**Beginning**


---



---



---



---



---



---



---



---

**Middle**


---



---



---



---

**End**


---



---



Name \_\_\_\_\_

A question asks something.

A question ends with a question mark.

An exclamation shows strong feelings.

An exclamation ends with an exclamation mark.

**Write each sentence correctly. Write C if a sentence is correct.**

1. What is on the mat!

\_\_\_\_\_

\_\_\_\_\_

\_\_\_\_\_

2. That is big!

\_\_\_\_\_

\_\_\_\_\_

\_\_\_\_\_

3. Grab the cat quick?

\_\_\_\_\_

\_\_\_\_\_

\_\_\_\_\_

4. Can we come in!

\_\_\_\_\_

\_\_\_\_\_

\_\_\_\_\_

5. Is this a trap?






\_\_\_\_\_

\_\_\_\_\_

\_\_\_\_\_

Name \_\_\_\_\_

A **list** is a series of things written in order.

Pets	Pets can
1. 	beg
2. 	hop
3. 	lick
4. 	nap
5. 	play
	rub
	run
	sit
	snack

Write a sentence about what one pet on the list likes to do.

\_\_\_\_\_

\_\_\_\_\_

\_\_\_\_\_

\_\_\_\_\_

\_\_\_\_\_

\_\_\_\_\_